



**dumawall+**  
WATERPROOF WALL TILES



# WHY CHOOSE DUMAWALL®

The new DumaWall Shower System is easy to install and provides an elegant finish to showers and bathrooms. The unique tongue and groove connections interlock seamlessly without the need for transition pieces while coordinating trims further simplify the installation process — even when walls are not perfectly square. DumaWall panels are waterproof, made of PVC and come in neutral style options that complement a variety of decors.

## FEATURES & BENEFITS

### EASY

DumaWall tiles are engineered with a tongue and groove system that simplifies installation and locks together to guarantee a tight seam.

### DURABLE

DumaWall tiles are made with revolutionary RCB technology (Rigid Core Board). This unique and patented technology ensures that the boards are extremely durable, water-proof and impact resistant.

### STYLISH

DumaWall has the appearance of genuine wall tile with micro-grout lines that can be seen and felt. Dumawall comes in neutral style options to match various decors.




Coordinating trim pieces simplify installation

## APPLICATIONS

- Bathrooms and showers
- Accent walls
- Kitchens
- Laundry rooms
- Hobby rooms

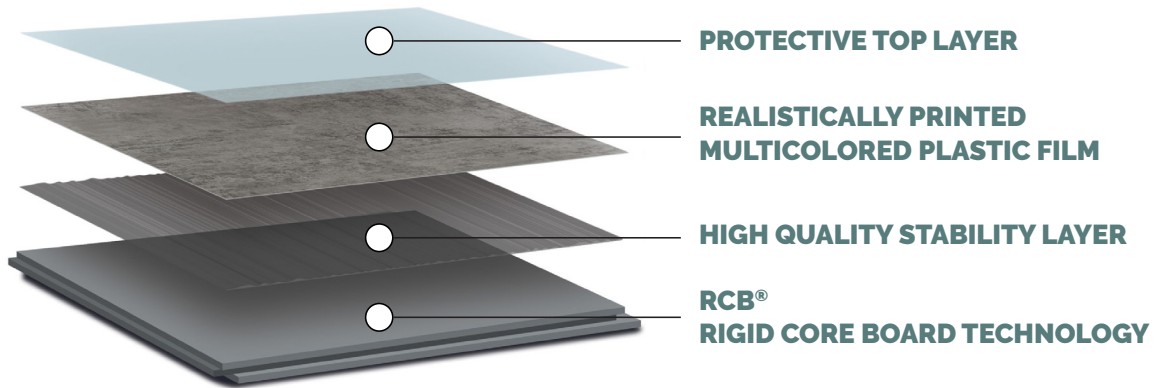
## LAYOUT OPTIONS






# CONSTRUCTION

DumaWall tiles are made with revolutionary RCB® (Rigid Core Board) technology. This unique and patented technology ensures that the boards are extremely durable and water-proof.



**AVAILABLE IN:**





# INSTALLATION

DumaWall's engineered tongue and groove connections simplify installation.



## REQUIRED TOOLS

- DumaWall Panels
- Tubes of DAP® Kwik Seal Ultra (sealant)
- Tubes of Loctite® Power Grab Ultimate (adhesive)
- Inside corner trims
- J-trims (for termination edges)
- Protective eye wear or safety goggles
- Heavy cloth or leather gloves
- Measuring tape
- Pencil
- Utility knife
- Hand saw, circular saw or table saw

## ACCESSORIES

Optional Moen Corner shower baskets available in brushed nickel and chrome.



ITEM #	DESCRIPTION
<b>&gt; TILE</b>	
18051006	Windgust
18051008	Wintry Mix
18051000	Smoked Steel
18051612	Dark Gray Slate
18051613	Light Gray Slate
<b>&gt; SEALANTS &amp; ADHESIVES</b>	
180LOC99	Loctite Power Grab Ultimate Adhesive
180DAP98	DAP Kwik Seal Ultra Sealant

ITEM #	DESCRIPTION
<b>&gt; INSIDE CORNERS</b>	
18019706	Windgust
18019708	Wintry Mix
18019700	Smoked Steel
18019712	Dark Gray Slate
18019713	Light Gray Slate
<b>&gt; J-TRIM</b>	
18019806	Windgust
18019808	Wintry Mix
18019800	Smoked Steel
18019812	Dark Gray Slate
18019813	Light Gray Slate